

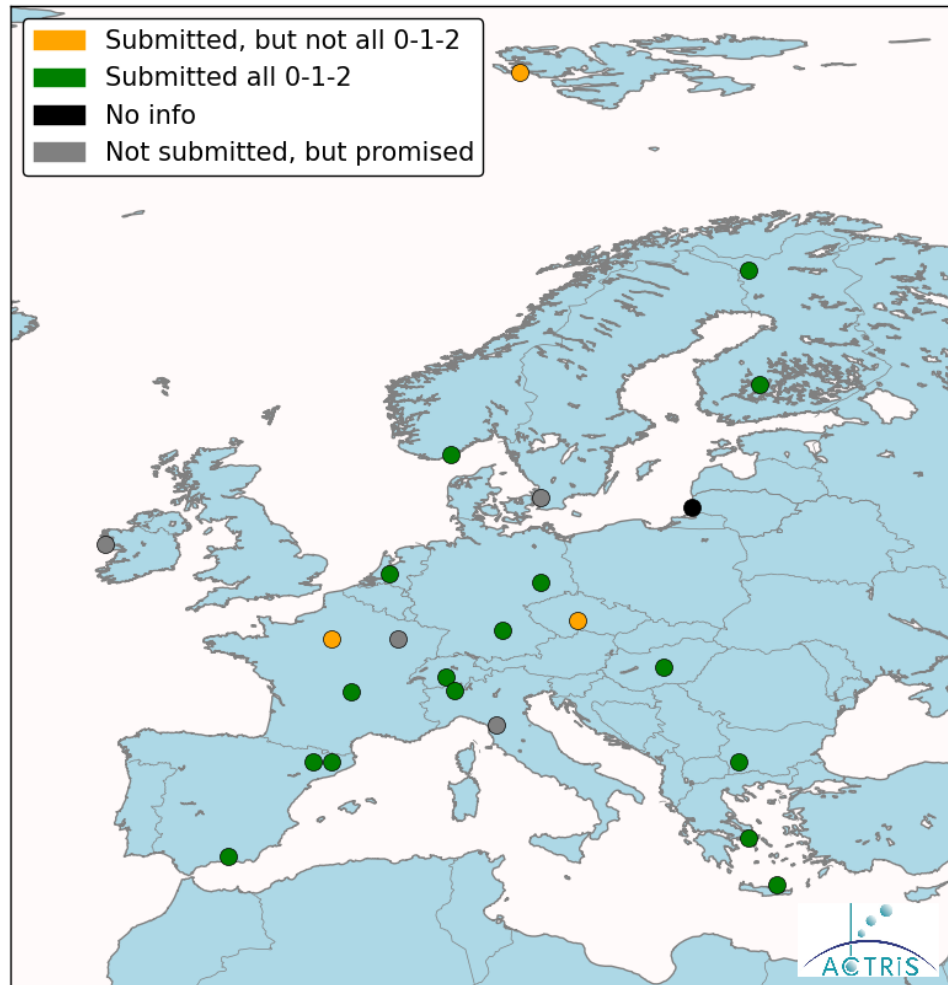
# **EBAS – ACTRIS 2014 Data Summary**

**Ann Mari Fjæraa – [amf@nilu.no](mailto:amf@nilu.no)**

**NILU - Norsk institutt for luftforskning  
Norwegian Institute for Air Research**



# Nephelometer 2014



## Submitted, Level 0-1-2

BEO Moussala, Jungfraujoch, Hohenpeissenberg, Melpitz, Granada, Montsec, Montseny, Hyytiälä, Pallas, Puy de Dome, Finokalia, DEM Athens, K-pusztá, Ispra, Cabauw, Birkenes, Trollhaugen (Antarctica, not shown).

## Partly submitted, but not all Level 0-1-2

Kresin, Sirta, Zeppelin

## Not submitted, but promised

Chacaltaya (Bolivia, not shown), Observatoire Perenne, Mace Head, Mt.Cimone, Vavihill

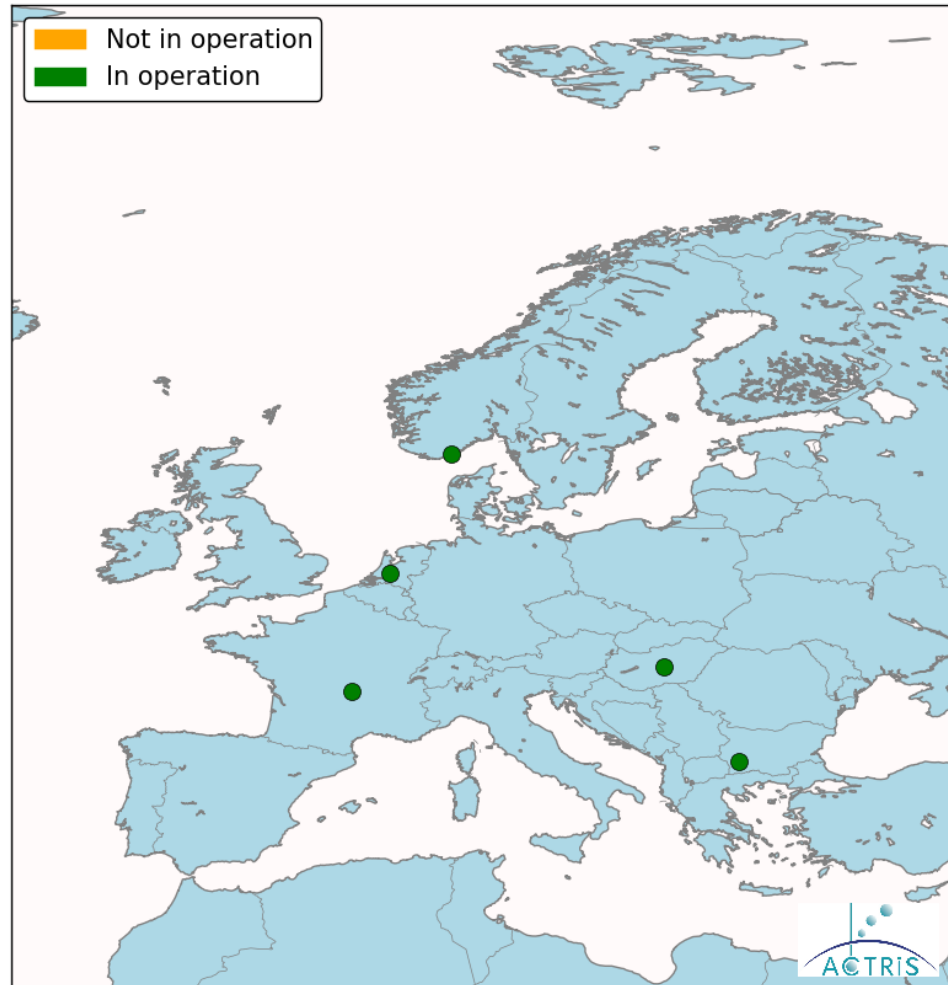
## No info

Preila

<http://ebas.nilu.no/DataSets.aspx?projects=ACTRIS&InstrumentTypes=nephelometer&fromDate=2015-01-01&toDate=2015-12-31>

thens 10-12 November 2015

# Nephelometer, NRT 2014



## In operation November 2015

BEO Moussala, Puy de Dome, K-pusztá, Cabauw, Birkenes

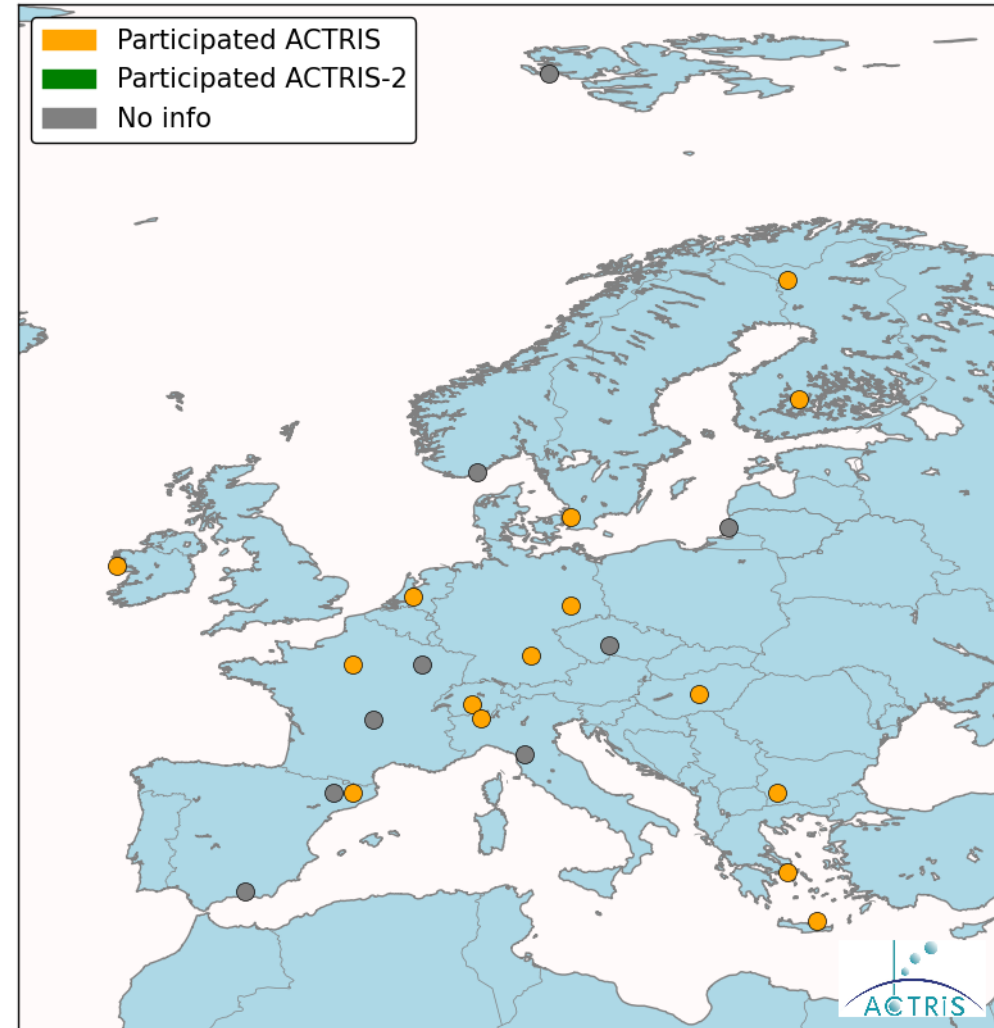
Not in operation November 2015, but set up

# Calibration workshops

Example:

Nephelometers participated in workshops

Passed or not, useful information



# Nephelometer 2014

**Data compliance Nephelometer 2014 = 0.66, Number of active sites in 2014 = 26**

Country	Station	Level	Number of months with data submitted for each level					2014	Reported # years since 2010	Data Quality manually inspected in EBAS - 23.Oct 2015
			2010	2011	2012	2013	2014			
BG	BEO Moussala	0	12	12	12	12	12	5.0	OK	
		1	12	12	12	12	12	5.0		
		2	12	12	12	12	12	5.0		
BO	Chacaltaya	0	NA	NA	12	7	0	1.6	Not submitted	
		1	NA	NA	12	7	0	1.6		
		2	NA	NA	12	7	0	1.6		
CH	Jungfraujoch	0	0	12	12	12	12	4.0	OK	
		1	12	12	12	12	12	5.0		
		2	12	12	12	12	12	5.0		
CZ	Kresin	0	NA	NA	0	0	0		Not in EBAS	
		1	NA	NA	0	0	0			
		2	NA	NA	5	12	12	2.4		
DE	Hohenpeissenberg	0	10	12	12	12	11	4.8	Not in EBAS	
		1	10	12	12	12	11	4.8		
		2	10	12	12	12	11	4.8		
DE	Melpitz	0	12	12	12	12	12	5.0	OK	
		1	12	12	12	12	12	5.0		
		2	12	12	12	12	12	5.0		
ES	Granada	0	12	12	12	12	12	5.0	OK	
		1	12	12	12	12	12	5.0		
		2	12	12	12	12	12	5.0		

# Nephelometer 2014

**Data compliance Nephelometer 2014 = 0.66, Number of active sites in 2014 = 26**

Country	Station	Level	Number of months with data submitted for each level					Reported # years since 2010	Data Quality manually inspected in EBAS - 23.Oct 2015	
			2010	2011	2012	2013	2014			
ES	Montsec	0	NA	NA	NA	12	12	2.0	Not in EBAS	
		1	NA	NA	NA	12	12	2.0		
		2	NA	NA	NA	12	12	2.0		
ES	Montseny	0	12	12	12	12	12	5.0	Not in EBAS	
		1	12	12	12	12	12	5.0		
		2	12	12	12	12	12	5.0		
FI	Hyytiälä	0	0	12	12	12	12	4.0	Not in EBAS	
		1	0	12	12	12	12	4.0		
		2	12	12	12	12	12	5.0		
FI	Pallas	0	0	0	12	12	12	3.0	Not in EBAS	
		1	0	0	12	12	12	3.0		
		2	12	12	12	12	12	5.0		
FR	SIRTA	0	NA	NA	12	12	12	3.0	Not submitted	
		1	NA	NA	12	12	0	2.0		
		2	NA	NA	12	12	0	2.0		
FR	OPE	0	NA	NA	4	12	12	0	1.3	Not submitted
		1	NA	NA	4	12	12	0	1.3	
		2	NA	NA	4	12	12	0	1.3	
FR	Puy de Dome	0	12	12	12	12	12	5.0	OK	
		1	12	12	12	12	12	5.0		
		2	12	12	12	12	12	5.0		

# Nephelometer 2014

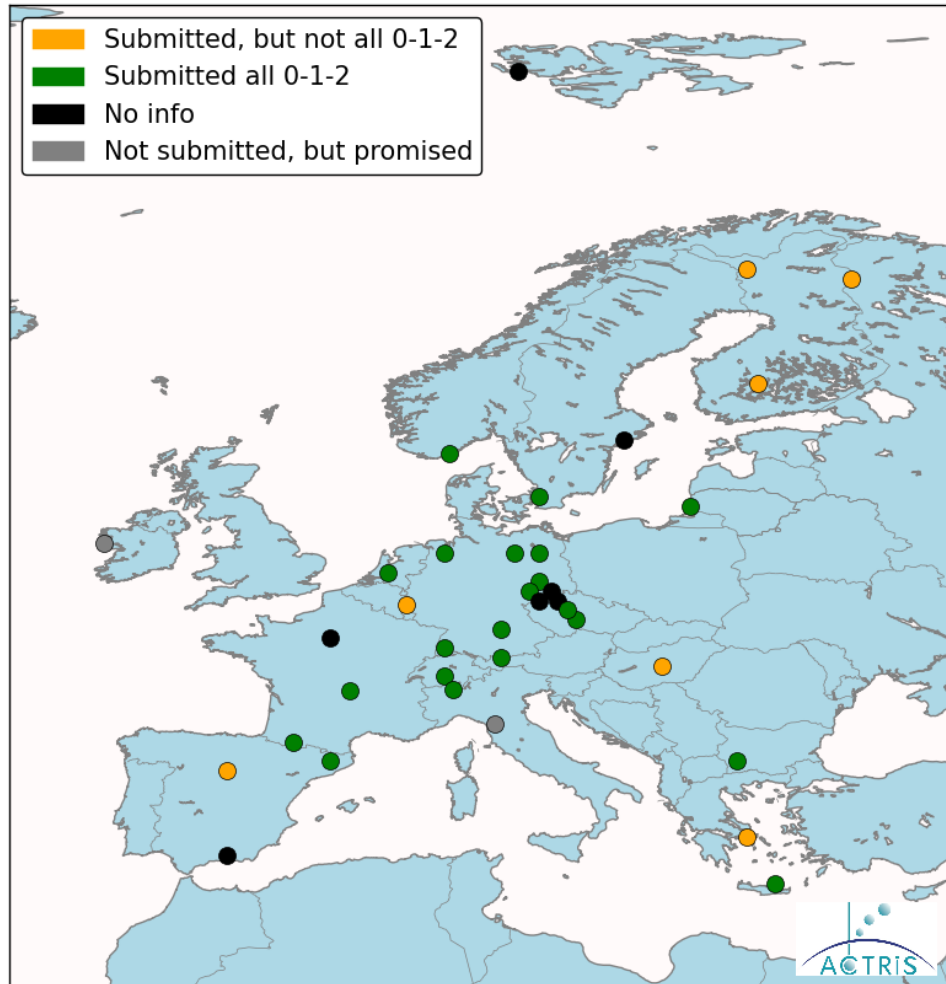
**Data compliance Nephelometer 2014 = 0.66, Number of active sites in 2014 = 26**

Country	Station	Level	Number of months with data submitted for each level					2014	Reported # years since 2010	Data Quality manually inspected in EBAS - 23.Oct 2015
			2010	2011	2012	2013	2014			
GR	Finokalia	0	0	12	12	12	12	4.0	OK	
		1	0	12	12	12	12	4.0		
		2	12	12	12	12	12	5.0		
GR	DEM Athens	0	NA	NA	12	12	12	3.0	Not in EBAS	
		1	NA	NA	12	12	12	3.0		
		2	NA	NA	12	12	12	3.0		
HU	K-Pustza	0	12	12	12	12	12	5.0	OK	
		1	12	12	12	12	12	5.0		
		2	12	12	12	12	12	5.0		
IE	Mace Head	0	0	0	0	0	0	0	Not submitted	
		1	0	12	12	12	0	3.0		
		2	0	12	12	12	0	3.0		
IT	JRC Ispra	0	0	12	12	12	12	4.0	Not in EBAS	
		1	0	12	12	12	12	4.0		
		2	12	12	12	12	12	5.0		
IT	Mt.Cimone	0	0	12	12	12	0	3.0	Not submitted	
		1	12	12	12	12	0	4.0		
		2	12	12	12	12	0	4.0		
LT	Preila	0	NA	NA	1	12	0	1.1	Not submitted	
		1	NA	NA	1	12	0	1.1		
		2	NA	NA	1	12	0	1.1		

# Nephelometer 2014

**Data compliance Nephelometer 2014 = 0.66, Number of active sites in 2014 = 26**

Country	Station	Level	Number of months with data submitted for each level					2014	Reported # years since 2010	Data Quality manually inspected in EBAS - 23.Oct 2015
			2010	2011	2012	2013	2014			
NL	Cabauw	0	12	12	12	12	4	4.3	OK	
		1	12	12	12	12	4	4.3		
		2	12	12	12	NA	4	3.3		
NO	Birkenes	0	12	12	12	12	12	5.0	Not OK, outlier mid May	
		1	12	12	12	12	12	5.0		
		2	12	12	12	12	12	5.0		
NO	Zeppelin	0	12	12	12	12	12	5.0	OK, many gaps	
		1	12	0	0	0	0	1.0		
		2	12	12	12	12	12	5.0		
SE	Vavihill	0	6	12	12	12	0	3.5	Not submitted	
		1	0	12	12	12	0	3.0		
		2	0	12	12	12	0	3.0		
NO	Trollhaugen	0	NA	NA	NA	NA	12	1.0	OK	
		1	NA	NA	NA	NA	12	1.0		
		2	NA	NA	NA	NA	12	1.0		



## Submitted, Level 0-1-2

BEO Moussala, Jungfraucjoch, Kosetice, Hohenpeissenberg, Melpitz, Montseny, Pic du Midi, Puy de Dome, Finokalia, Ispra, Preila, Cabauw, Birkenes, Vavihill  
GUAN stations  
Trollhaugen (Antarctica, not shown).

## Partly submitted, but not all Level 0-1-2

Vielsalm, Madrid, Varriö, Hyytiälä, Pallas, DEM  
Athens, K-pusztá

## Not submitted, but promised

Mace Head, Mt.Cimone, Chacaltaya

## No info

Usti, Granada, SIRTA, Zeppelin, Apvreten

:=nephelometer&fromDate=2015-01-01&toDate=2015-12-31

thens 10-12 November 2015

# D/SMPS, NRT 2014



**In operation November 2015**

Cabauw, Birkenes

**Not in operation November 2015, but set up**

# D/SMPS 2014

**Data compliance D/SMPS 2014 = 0.74, Number of active sites in 2014 = 44**

Country	Station	Level	Number of months with data submitted for each level					Reported # years	Data Quality manually inspected in EBAS
			2010	2011	2012	2013	2014		
BE	Vielsalm	0	NA	NA	0	0	0	3.0	Not in EBAS
		1	NA	NA	0	0	0		
		2	NA	NA	12	12	12		
BG	BED Moussala	0	12	12	12	12	12	5.0	Not in EBAS
		1	12	12	12	12	12	5.0	
		2	12	12	12	12	12	5.0	
BO	Chacaltaya	0	NA	NA	0	0	0	2.0	Not submitted
		1	NA	NA	12	12	0		
		2	NA	NA	12	12	0		
CH	Jungfraujoch	0	0	12	12	12	12	4.0	Not in EBAS
		1	see email			12	12	2.0	
		2	12	12	12	12	12	5.0	
CZ	Kosetice	0	12	12	12	12	12	5.0	Not in EBAS
		1	12	12	12	12	12	5.0	
		2	12	12	12	12	12	5.0	
CZ	Usti	0	12	12	12	12	0	4.0	Not submitted
		1	12	12	12	12	0	4.0	
		2	12	12	12	12	0	4.0	
CZ	Suchdol	0	NA	NA	12	12	12	3.0	Not in EBAS
		1	NA	NA	12	12	12	3.0	
		2	NA	NA	12	12	12	3.0	

# D/SMPS 2014

**Data compliance D/SMPS 2014 = 0.74, Number of active sites in 2014 = 44**

Country	Station	Level	Number of months with data submitted for each level					Reported # years	Data Quality manually inspected in EBAS
			2010	2011	2012	2013	2014		
DE	Waldhof	0	12	12	12	12	12	5.0	Not in EBAS
		1	12	12	12	12	12	5.0	
		2	12	12	12	12	12	5.0	
DE	Schauinsland	0	12	12	12	12	12	5.0	Not in EBAS
		1	12	12	12	12	12	5.0	
		2	12	12	12	12	12	5.0	
DE	Neuglobsov	0 NA		9	12	12	12	3.8	Not in EBAS
		1 NA		9	12	12	12	3.8	
		2 NA		9	12	12	12	3.8	
DE	Hohenpeissenberg	0	12	12	12	12	12	5.0	In EBAS
		1	12	12	12	12	12	5.0	
		2	12	12	12	12	12	5.0	
DE	Melpitz tdmps	0	12	12	12	12	6	4.5	Not in EBAS
		1	12	12	12	12	12	5.0	
		2	12	12	12	12	12	5.0	
DE	Schneefernerhaus	0	12	12	12	12	12	5.0	Not in EBAS
		1	12	12	12	12	12	5.0	
		2	12	12	12	12	12	5.0	
DE	Leipzig	0	12	12	12	12	12	5.0	Not in EBAS
		1	12	12	12	12	12	5.0	
		2	12	12	12	12	12	5.0	

# D/SMPS 2014

**Data compliance D/SMPS 2014 = 0.74, Number of active sites in 2014 = 44**

Country	Station	Level	Number of months with data submitted for each level					2014 Reported # years	Data Quality manually inspected in EBAS
			2010	2011	2012	2013	2014		
DE	Bösel	0	12	12	12	12	12	5.0	Not in EBAS
		1	12	12	12	12	12	5.0	
		2	12	12	12	12	12	5.0	
DE	Anna	0	NA	NA	12	12	0	2.0	Not submitted
		1	NA	NA	12	12	0	2.0	
		2	NA	NA	12	12	0	2.0	
DE	Dresden - N	0	0	0	0	0	0	0	Not submitted
		1	0	0	0	0	0	0	
		2	12	12	12	12	0	4.0	
DE	Dresden - W	0	0	0	0	0	0	0	Not submitted
		1	0	0	0	0	0	0	
		2	12	12	12	0	0	3.0	
DE	Leipzig Eis.	0	12	12	12	12	12	5.0	Not in EBAS
		1	12	12	12	12	12	5.0	
		2	12	12	12	12	12	5.0	
DE	Leipzig mitte	0	0	0	0	0	12	1.0	Not in EBAS
		1	0	0	0	0	12	1.0	
		2	12	12	12	12	12	5.0	
DE	Leipzig west	0	0	0	0	0	12	1.0	Not in EBAS
		1	0	0	0	0	12	1.0	
		2	12	12	12	12	12	5.0	

# D/SMPS 2014

**Data compliance D/SMPS 2014 = 0.74, Number of active sites in 2014 = 44**

Country	Station	Level	Number of months with data submitted for each level					2014 Reported # years	Data Quality manually inspected in EBAS
			2010	2011	2012	2013	2014		
ES	Granada	0	0	12	12	0	0	2.0	Not submitted
		1	0	12	12	0	0	2.0	
		2	0	12	12	0	0	2.0	
ES	Madrid	0	0	0	6	0	0	0.5	Not in EBAS
		1	0	0	6	12	12	2.5	
		2	0	0	6	12	12	2.5	
ES	Montseny	0	0	12	12	12	12	4.0	Not in EBAS
		1	0	12	12	12	12	4.0	
		2	0	12	12	12	12	4.0	
FI	Varriö	0	0	0	0	0	0	0	Not in EBAS
		1	0	12	12	12	12	4.0	
		2	12	12	12	12	12	5.0	
FI	Hyytiälä	0	0	0	0	0	0	0	In EBAS
		1	12	12	12	12	12	5.0	
		2	12	12	12	12	12	5.0	
FI	Pallas	0	0	12	12	12	12	4.0	Not in EBAS
		1	12	12	12	12	12	5.0	
		2	12	12	12	12	12	5.0	
FR	Pic du Midi	0	NA	NA	NA	NA	12	1.0	Not in EBAS
		1	NA	NA	NA	NA	12	1.0	
		2	NA	NA	NA	NA	12	1.0	

# D/SMPS 2014

**Data compliance D/SMPS 2014 = 0.74, Number of active sites in 2014 = 44**

Country	Station	Level	Number of months with data submitted for each level					2014	Reported # years	Data Quality manually inspected in EBAS
			2010	2011	2012	2013	2014			
FR	SIRT@Gif	0	NA	NA	12	12	0	2.0	Not submitted	
		1	NA	NA	12	12	0	2.0		
		2	NA	NA	12	12	0	2.0		
FR	Puy de Dome	0	0	12	12	12	12	4.0	Not in EBAS	
		1	0	12	12	12	12	4.0		
		2	12	12	12	12	12	5.0		
GB	Kensington	0	NA	NA	0	0	0	2.0	Not submitted	
		1	NA	NA	0	0	0			
		2	NA	NA	12	12	0			
GR	Finokalia	0	12	12	12	12	12	5.0	In EBAS	
		1	0	12	12	12	12	4.0		
		2	0	12	12	12	12	4.0		
GR	DEM Athens	0	0	0	0	12	12	2.0	Not in EBAS	
		1	0	0	0	12	12	2.0		
		2	0	0	0	12	0	1.0		
HU	K-Pustza	0	0	0	0	0	0	5.0	Not in EBAS	
		1	12	12	12	12	12			
		2	12	12	12	12	12			
IE	Mace Head	0	0	0	0	0	0	1.0	Not submitted	
		1	12	0	0	0	0			
		2	0	12	12	0	0			2.0

# D/SMPS 2014

**Data compliance D/SMPS 2014 = 0.74, Number of active sites in 2014 = 44**

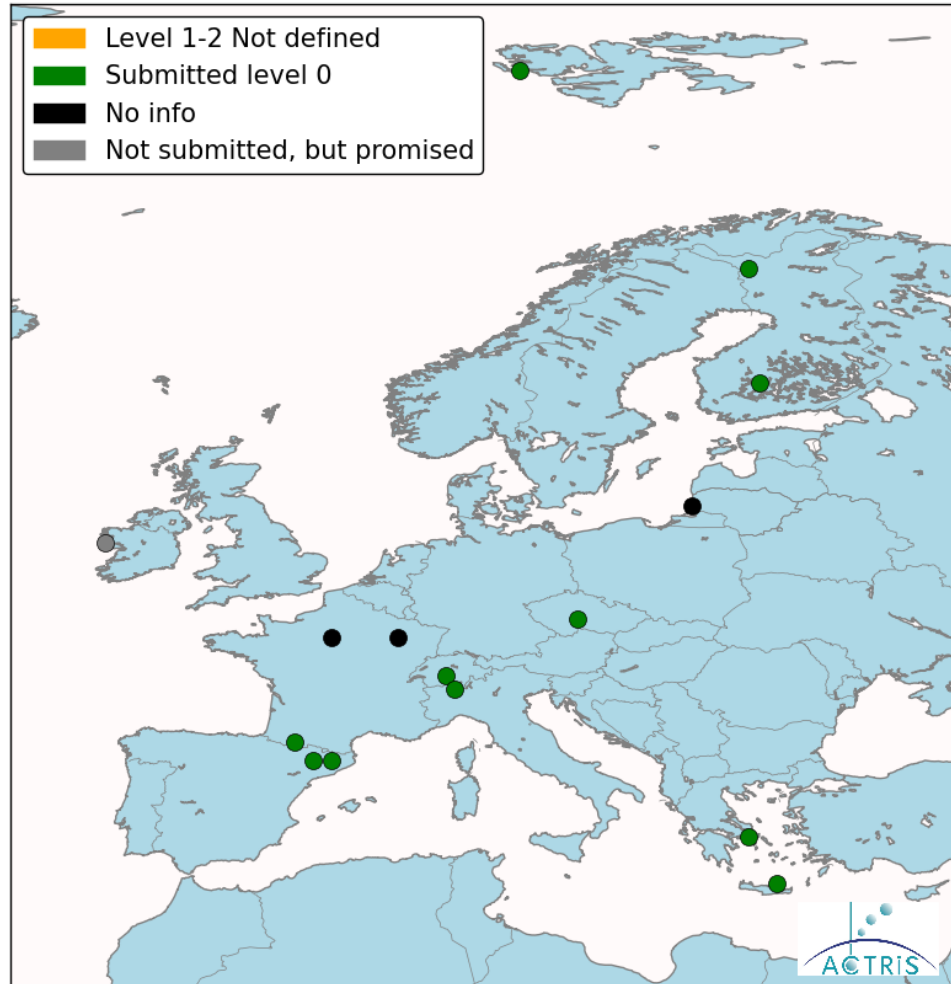
Country	Station	Level	Number of months with data submitted for each level					2014 Reported # years	Data Quality manually inspected in EBAS
			2010	2011	2012	2013	2014		
IT	JRC Ispra	0	12	12	12	12	12	5.0	Not in EBAS
		1	12	12	12	12	12	5.0	
		2	12	12	12	12	12	5.0	
IT	Mt.Cimone	0	12	0	0	12	0	2.0	Not submitted
		1	0	12	12	12	0	3.0	
		2	0	12	12	12	0	3.0	
LT	Preila	0	0	12	12	12	12	4.0	In EBAS
		1	0	12	12	12	12	4.0	
		2	12	0	12	12	12	4.0	
NL	Cabauw	0	12	12	12	12	12	5.0	In EBAS
		1	12	12	12	12	12	5.0	
		2	12	12	12	12	12	5.0	
NO	Birkenes	0	12	12	12	12	12	5.0	In EBAS
		1	12	12	12	12	12	5.0	
		2	12	12	12	12	12	5.0	
NO	Zeppelin	0	0	12	12	12	0	3.0	Not submitted
		1	0	12	12	12	0	3.0	
		2	12	12	12	12	0	4.0	
NO	Trollhaugen	0	NA	NA	NA	NA	12	1.0	In EBAS
		1	NA	NA	NA	NA	12	1.0	
		2	NA	NA	NA	NA	12	1.0	

# D/SMPS 2014

**Data compliance D/SMPS 2014 = 0.74, Number of active sites in 2014 = 44**

Country	Station	Level	Number of months with data submitted for each level					2014	Reported # years	Data Quality manually inspected in EBAS
			2010	2011	2012	2013	2014			
NP	Pyramid	0	0	0	0	0	0	0	Not submitted	
		1	12	12	12	12	0	4,0		
		2	12	12	12	12	0	4,0		
SE	Vavihill	0	12	12	12	12	12	5,0	In EBAS	
		1	12	12	12	12	12	5,0		
		2	12	12	12	12	12	5,0		
SE	Åspvreten	0	12	12	12	12	0	4,0	Not submitted	
		1	12	12	12	12	0	4,0		
		2	12	12	12	12	0	4,0		

# Aethalometer 2014



## Submitted, Level 0

Jungfraucjoch, Kresin, Montsec, Montseny, Hyytiälä, Pallas, Pic du Midi, Finokalia, DEM Athens, Ispra, Zeppelin

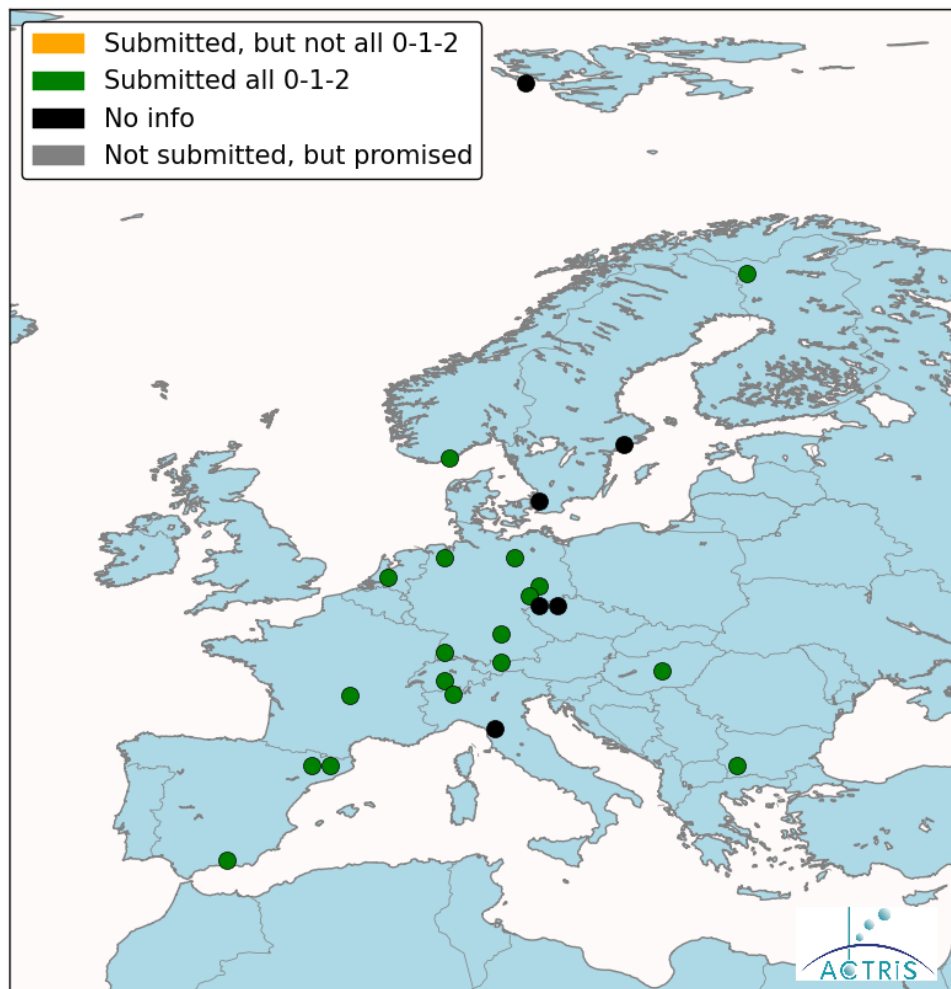
*Partly submitted, but not all Level 0-1-2*  
*NA – data definition missing*

## Not submitted, but promised

Mace Head

## No info

SIRTA, OPE, Preila



## Submitted, Level 0-1-2

BEO Moussala, Jungfraucjoch, Hohenpeissenberg, Melpitz, Granada, Montseny, Pallas, Puy de Dome, Finokalia, Ispra, K-pusza, Cabauw, Birkenes, GUAN stations

## Partly submitted, but not all Level 0-1-2

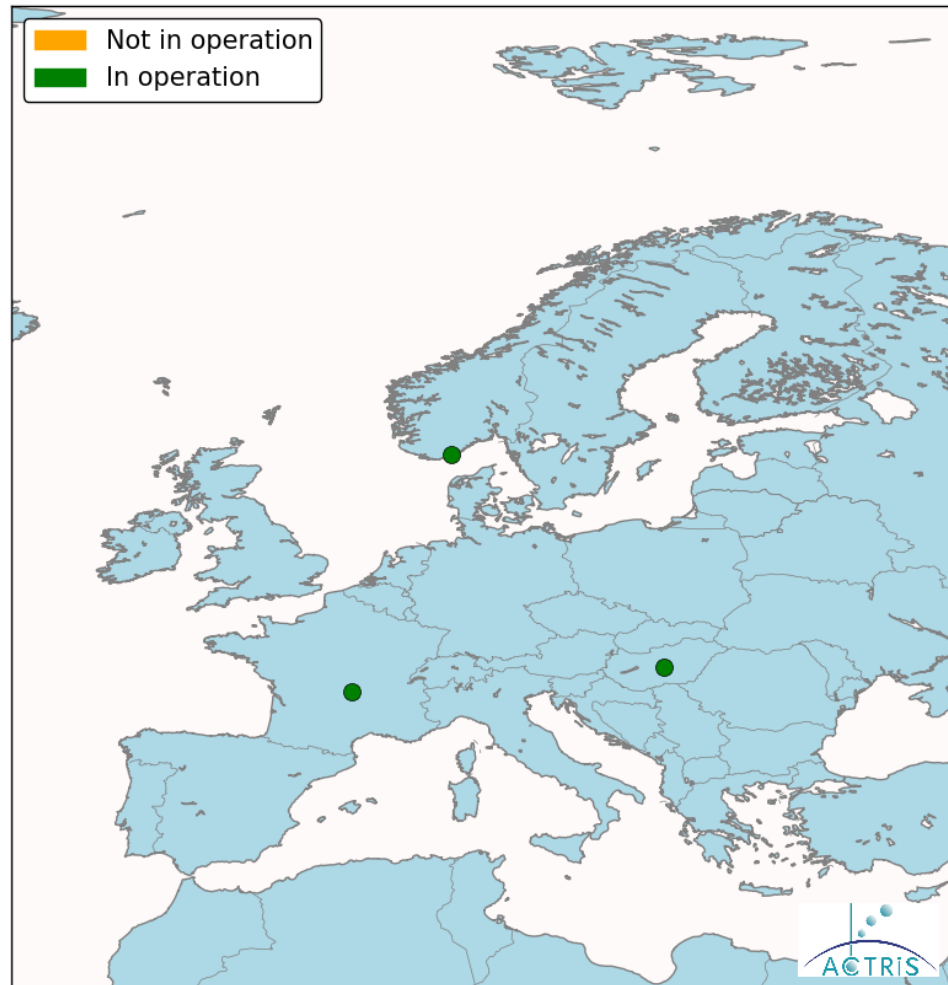
## Not submitted, but promised

## No info

Usti, Mt.Cimone, Zeppelin, Vavihill, Aspvreten



# Filter absorption photometer NRT 2014



**In operation November 2015**

Birkenes, K-puszt, Py de Dome

**Not in operation November 2015, but set up**

# Filter absorption photometer 2014

**Data compliance 2014 = 0.75, Number of active sites in 2014 = 36**

Country	Station	Level	Number of months with data submitted for each level					Reported # years	Data Quality manually inspected in EBAS
			2010	2011	2012	2013	2014		
BO	Chacaltaya	0	NA	1	12	12	0	2.1	Not submitted
		1	NA	NA	NA	NA			
		2	NA	NA	NA	NA			
CH	Jungfraujoch	0	12	12	12	12	12	5.0	Not in EBAS
		1	NA	NA	NA	NA			
		2	NA	NA	NA	NA			
CZ	Kresin	0	NA	4	12	12	1.3	1.3	Not in EBAS
		1	NA	NA	NA	NA			
		2	NA	NA	NA	NA			
ES	Montsec	0	NA	NA	NA	12	1.0	1.0	Not in EBAS
		1	NA	NA	NA	NA			
		2	NA	NA	NA	NA			
ES	Montseny	0	NA	NA	12	12	2.0	2.0	Not in EBAS
		1	NA	NA	NA	NA			
		2	NA	NA	NA	NA			

# Filter absorption photometer 2014

**Data compliance 2014 = 0.75, Number of active sites in 2014 = 36**

Country	Station	Level	Number of months with data submitted for each level					Reported # years	Data Quality manually inspected in EBAS
			2010	2011	2012	2013	2014		
FI	Hyytiälä	0	12	12	12	12	12	5.0	Not in EBAS
		1	NA	NA	NA	NA	NA		
		2	NA	NA	NA	NA	NA		
FI	Pallas	0	NA	NA	NA	NA	12	1.0	Not in EBAS
		1	NA	NA	NA	NA	NA		
		2	NA	NA	NA	NA	NA		
FR	Pic du Midi	0	NA	NA	NA	NA	12	1.0	Not in EBAS
		1	NA	NA	NA	NA	NA		
		2	NA	NA	NA	NA	NA		
FR	SIRTA	0	12	12	12	12	0	4.0	Not submitted
		1	NA	NA	NA	NA	NA		
		2	NA	NA	NA	NA	NA		
FR	OPE	0	NA	NA	4	12	0	1.3	Not submitted
		1	NA	NA	NA	NA	NA		
		2	NA	NA	NA	NA	NA		

# Filter absorption photometer 2014

**Data compliance 2014 = 0.75, Number of active sites in 2014 = 36**

Country	Station	Level	Number of months with data submitted for each level					Reported # years	Data Quality manually inspected in EBAS
			2010	2011	2012	2013	2014		
GR	Finokalia	0	12	12	12	12	12	5.0	Not in EBAS
		1	NA	NA	NA	NA	NA		
		2	NA	NA	NA	NA	NA		
GR	Finokalia	0	12	12	12	12	12	5.0	In EBAS
		1	NA	NA	NA	NA	NA		
		2	NA	NA	NA	NA	NA		
IE	Mace Head	0	12	12	12	12	0	4.0	Not submitted
		1	NA	NA	NA	NA	NA		
		2	NA	NA	NA	NA	NA		
IT	JRC Ispra	0	0	12	12	12	12	4.0	Not in EBAS
		1	NA	NA	NA	NA	NA		
		2	NA	NA	NA	NA	NA		
LT	Preila	0	12	12	12	12	0	4.0	Not submitted
		1	NA	NA	NA	NA	NA		
		2	NA	NA	NA	NA	NA		
NO	Zeppelin	0	12	12	12	12	12	5.0	Not in EBAS
		1	NA	NA	NA	NA	NA		
		2	NA	NA	NA	NA	NA		

# Filter absorption photometer 2014

**Data compliance 2014 = 0.75, Number of active sites in 2014 = 36**

Country	Station	Level	Number of months with data submitted for each level					Reported # years	Data Quality manually inspected in EBAS
			2010	2011	2012	2013	2014		
BG	BEO Moussala	0 NA	NA	12	12	12	3.0	In EBAS	
		1 NA	NA	12	12	12	3.0		
		2 NA	NA	12	12	12	3.0		
BO	Chacaltaya	0 NA	NA	12	12	12	3.0	Not in EBAS	
		1 NA	NA	12	12	12	3.0		
		2 NA	NA	12	12	12	3.0		
CH	Jungfrauoch	0	0	12	12	12	4.0	large outliers	
		1	0	0	0	12	2.0		
		2	12	12	12	12	5.0		
CZ	Usti	0 NA	NA	5	12	0	1.4	Not submitted	
		1 NA	NA	5	12	0	1.4		
		2 NA	NA	5	12	0	1.4		
DE	Waldhof	0 NA	12	12	12	9	3.8	Not in EBAS	
		1 NA	12	12	12	9	3.8		
		2 NA	12	12	12	9	3.8		
DE	Schauinsland	0 NA	12	12	12	12	4.0	In EBAS	
		1 NA	12	12	12	12	4.0		
		2 NA	12	12	12	12	4.0		
DE	Hohenpeissenberg	0	12	12	12	12	4.0	Not in EBAS	
		1	12	12	12	12	4.0		
		2	12	12	12	12	5.0		

# Filter absorption photometer 2014

**Data compliance 2014 = 0.75, Number of active sites in 2014 = 36**

Country	Station	Level	Number of months with data submitted for each level					2014	Reported # years	Data Quality manually inspected in EBAS
			2010	2011	2012	2013	2014			
DE	Melpitz	0	12	12	12	12	12	5.0	In EBAS	
		1	12	12	12	12	12	5.0		
		2	12	12	12	12	12	5.0		
DE	Schneefernerhaus	0	NA	12	12	12	12	4.0	In EBAS	
		1	NA	12	12	12	12	4.0		
		2	NA	12	12	12	12	4.0		
DE	Leipzig	0	12	12	12	12	12	5.0	In EBAS	
		1	12	12	12	12	12	5.0		
		2	12	12	12	12	12	5.0		
DE	Bösel	0	12	12	12	12	12	5.0	In EBAS	
		1	12	12	12	12	12	5.0		
		2	12	12	12	12	12	5.0		
DE	Anna	0	NA	NA	12	12	0	2.0	Not submitted	
		1	NA	NA	12	12	0	2.0		
		2	NA	NA	12	12	0	2.0		
DE	Leipzig Eis.	0	0	0	0	0	12	1.0	In EBAS	
		1	0	0	0	0	12	1.0		
		2	12	12	12	12	12	5.0		
DE	Leipzig mitte	0	0	0	0	0	12	1.0	In EBAS	
		1	0	0	0	0	12	1.0		
		2	6	12	12	12	12	4.5		

# Filter absorption photometer 2014

**Data compliance 2014 = 0.75, Number of active sites in 2014 = 36**

Country	Station	Level	Number of months with data submitted for each level					2014	Reported # years	Data Quality manually inspected in EBAS
			2010	2011	2012	2013	2014			
DE	Leipzig west	0	0	0	0	0	12	1.0	In EBAS	
		1	0	0	0	0	12	1.0		
		2	6	12	12	12	12	4.5		
ES	Granada	0	12	12	12	12	12	5.0	In EBAS	
		1	12	12	12	12	12	5.0		
		2	12	12	12	12	12	5.0		
ES	Montsec	0	NA	NA	NA	12	12	2.0	Not in EBAS	
		1	NA	NA	NA	12	12	2.0		
		2	NA	NA	NA	12	12	2.0		
ES	Montseny	0	NA	12	12	12	12	4.0	Not in EBAS	
		1	NA	12	12	12	12	4.0		
		2	12	12	12	12	12	5.0		
FI	Pallas	0	12	12	12	12	12	5.0	large outliers	
		1	12	12	12	12	12	5.0		
		2	12	12	12	12	12	5.0		
FR	Puy de Dome	0	12	12	12	12	12	5.0	In EBAS	
		1	12	12	12	12	12	5.0		
		2	12	12	12	12	12	5.0		
GR	DEM Athens	0	12	12	12	12	12	5.0	Not in EBAS	
		1	12	12	12	12	12	5.0		
		2	12	12	12	12	12	5.0		

# Filter absorption photometer 2014

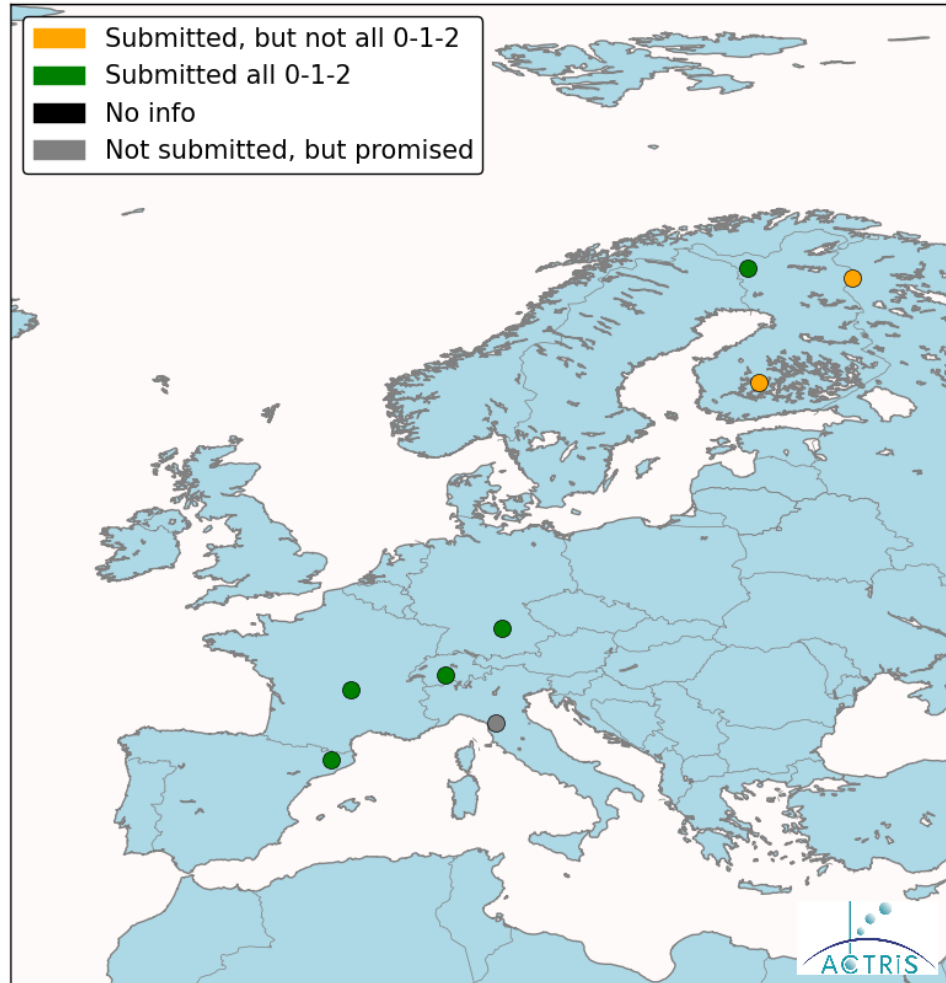
**Data compliance 2014 = 0.75, Number of active sites in 2014 = 36**

Country	Station	Level	Number of months with data submitted for each level					2014	Reported # years	Data Quality manually inspected in EBAS
			2010	2011	2012	2013	2014			
HU	K-Pustza	0	12	12	12	12	12	5.0	In EBAS	
		1	12	12	12	12	12	5.0		
		2	12	12	12	12	12	5.0		
IT	JRC Ispra	0	0	12	12	12	12	4.0	Not in EBAS	
		1	0	12	12	12	12	4.0		
		2	0	12	12	12	12	4.0		
IT	Mt.Cimone	0	12	12	12	12	0	4.0	Not submitted	
		1	12	12	12	12	0	4.0		
		2	12	12	12	12	0	4.0		
NL	Cabauw	0	12	12	12	12	12	5.0	In EBAS	
		1	12	12	12	12	12	5.0		
		2	12	12	12	12	12	5.0		
NO	Birkenes	0	12	12	12	12	12	5.0	In EBAS	
		1	12	12	12	12	12	5.0		
		2	12	12	12	12	12	5.0		

# Filter absorption photometer 2014

**Data compliance 2014 = 0.75, Number of active sites in 2014 = 36**

Country	Station	Level	Number of months with data submitted for each level					2014	Reported # years	Data Quality manually inspected in EBAS
			2010	2011	2012	2013	2014			
NO	Zeppelin	0	12	12	12	12	0	4.0	In EBAS	
		1	12	12	12	12	0	4.0		
		2	12	12	12	12	12	5.0		
NO	Trollhaugen	0	NA	NA	NA	NA	12	1.0	In EBAS	
		1	NA	NA	NA	NA	12	1.0		
		2	NA	NA	NA	NA	12	1.0		
NP	Pyramid	0	12	12	0	0	0	2.0	Not submitted	
		1	12	12	0	0	0	2.0		
		2	0	0	0	0	0	0		
SE	Vavihill	0	0	0	0	0	0	0	Not submitted	
		1	0	0	0	0	0	0		
		2	12	0	0	0	0	1.0		
SE	Aspvreten	0	12	12	12	12	0	4.0	Not submitted	
		1	12	12	12	12	0	4.0		
		2	0	0	0	12	0	1.0		



## Submitted, Level 0-1-2

Jungfraujoch, Hohenpeissenberg, Puy de Dome, Montseny, Pallas,

## Partly submitted, but not all Level 0-1-2

Varriö, Hyytiälä

## Not submitted, but promised

Mt. Cimone

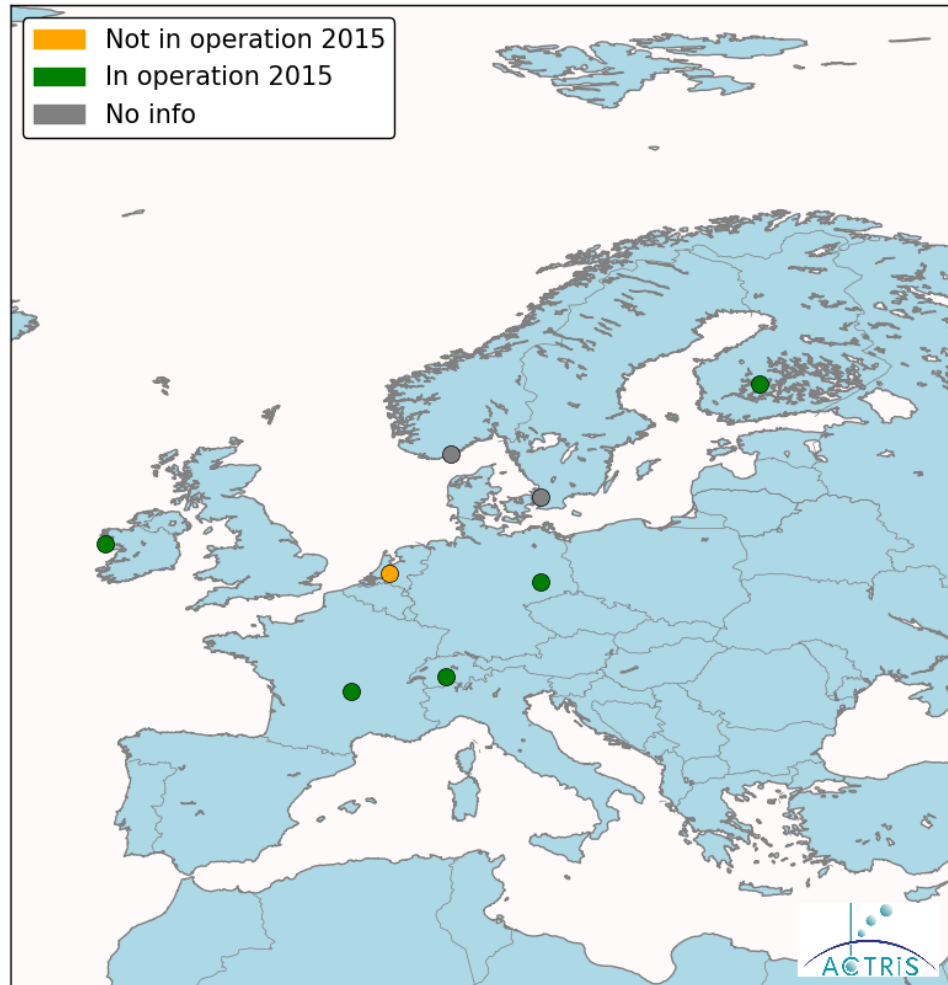
## No info

**Data compliance 2014 = 0.79, Number of active sites in 2014 = 8**

Country	Station	Level	Number of months with data submitted for each level					Reported # years	Data Quality manually inspected in EBAS
			2010	2011	2012	2013	2014		
CH	Jungfrauoch	0	0	12	12	12	12	4,0	In EBAS
		1	0	12	12	12	12	4,0	
		2	12	12	12	12	12	5,0	
DE	Hohenpeissenberg	0	12	12	12	12	12	5,0	In EBAS
		1	12	12	12	12	12	5,0	
		2	12	12	12	12	12	5,0	
ES	Montseny	0	0	0	0	12	12	2,0	Not in EBAS
		1	0	0	0	0	12	1,0	
		2	0	0	0	12	12	2,0	
FI	Varriö	0	0	0	0	0	0	0	In EBAS
		1	0	12	12	12	12	4,0	
		2	12	12	12	12	12	5,0	

**Data compliance 2014 = 0.79, Number of active sites in 2014 = 8**

Country	Station	Level	Number of months with data submitted for each level					Reported # years	Data Quality manually inspected in EBAS
			2010	2011	2012	2013	2014		
FI	Hyytiälä	0	0	0	0	0	0		Not in EBAS
		1	0	12	12	12	12	4,0	
		2	12	12	12	12	12	5,0	
FI	Pallas	0	12	12	12	12	12	5,0	Not in EBAS
		1	12	12	12	12	12	5,0	
		2	12	12	12	12	12	5,0	
FR	Puy de Dome	0	12	12	12	12	12	5,0	In EBAS
		1	12	12	12	12	12	5,0	
		2	12	12	12	12	12	5,0	
IT	Mt.Cimone	0	12	0	12	12	0	3,0	Not submitted
		1	12	0	12	12	0	3,0	
		2	12	0	12	12	0	3,0	



## In operation 2015

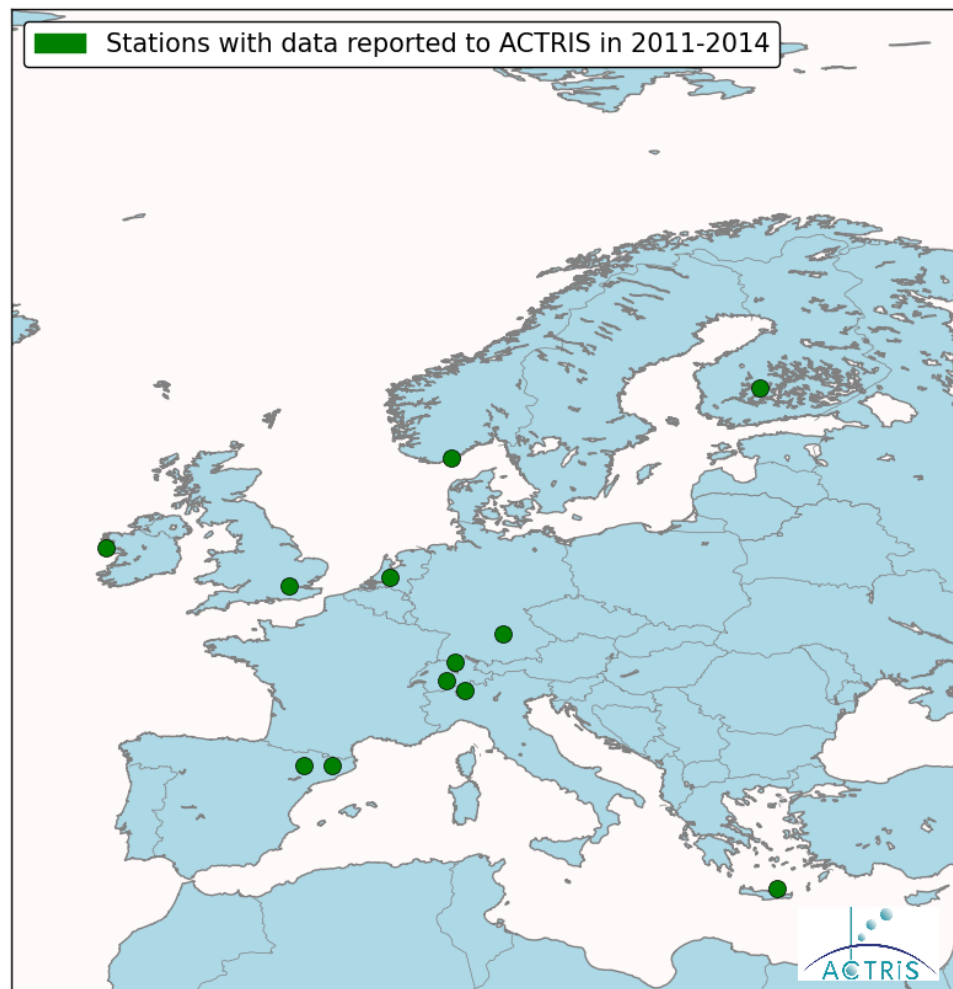
Jungfraucjoch, Melpitz, Hyytiälä, Puy de Dome, Mace Head

## Not in operation 2015

Cabauw

## No info

Vavihill, Birkenes



## Submitted, Level 0+2

Jungfraucjoch, Zurich, Madadino, Hohenpeissenberg, Montsec, Montseny, Hyytiälä, Kensington, Finokalia, Mace Head, Cabauw, Birkenes

**Data compliance 2014 = 0.20, Number of active sites in 2014 = 12**

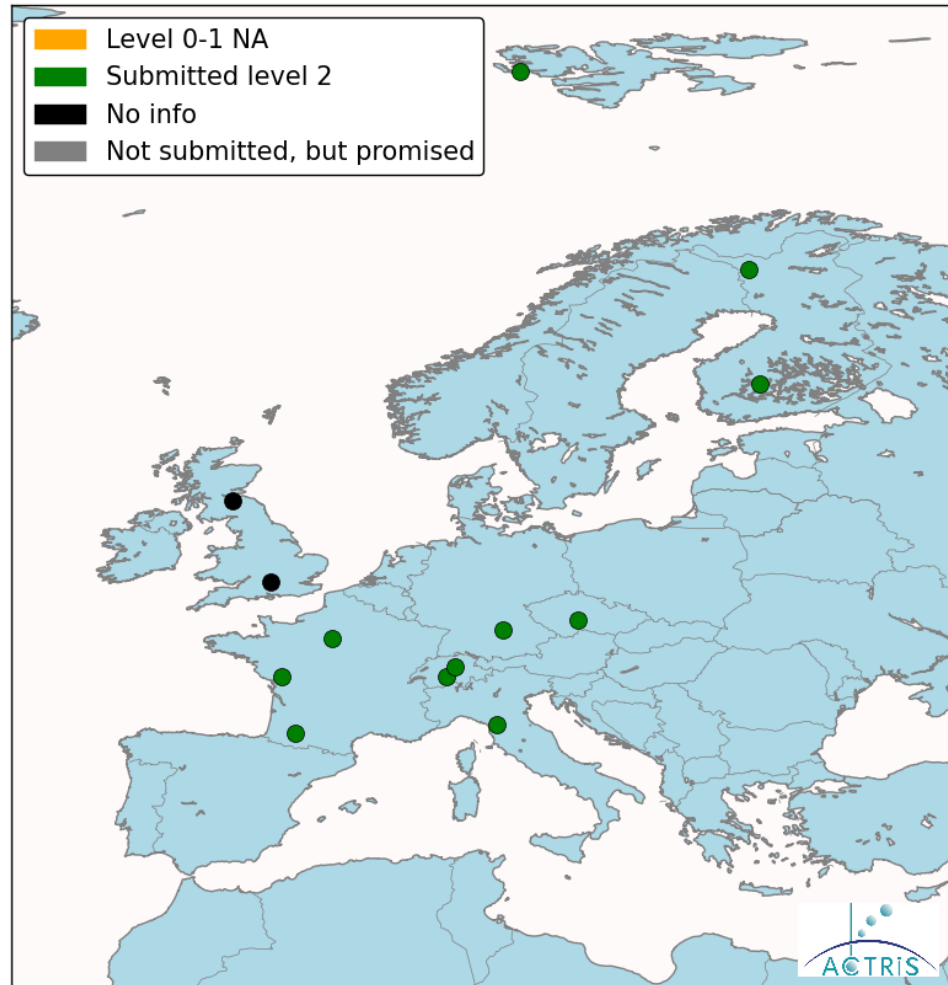
Country	Station	Level	Number of months with data submitted for each level					Reported # years	Data Quality manually inspected in EBAS
			2010	2011	2012	2013	2014		
CH	Jungfrau/joc	0	NA	NA	7	0	0	0.6	In EBAS
		1	NA	NA	7	NA	NA	0.6	
		2	NA	12	7	0	0	1.6	
CH	Zurich	0	0	11	0	0	0	0.9	In EBAS
		1	NA	NA	NA	NA	NA		
		2	0	11	0	0	0	0.9	
CH	Madadino	0	0	0	0	3	0	0	In EBAS
		1	NA	NA	NA	NA	NA		
		2	0	0	0	3	0	0	
DE	Hohenpeiss	0	NA	NA	6	1	12	1.6	In EBAS
		1	NA	NA	NA	NA	NA		
		2	NA	NA	6	1	12	1.6	

**Data compliance 2014 = 0.20, Number of active sites in 2014 = 12**

Country	Station	Level	Number of months with data submitted for each level					Reported # years	Data Quality manually inspected in EBAS
			2010	2011	2012	2013	2014		
ES	Montsec	0 NA		5	0	0	0	0	In EBAS
		1 NA			NA	NA	NA		
		2 NA		5	0	0	0	0	
ES	Montseny	0 NA		5	6	0	0	0.9	In EBAS
		1 NA		NA	NA	NA	NA		
		2 NA		5	6	0	0	0.9	
FI	Hyytiälä	0 NA		NA	8	12	0	1.7	In EBAS
		1 NA		NA	NA	NA	NA		
		2 NA		NA	8	12	11	2.6	
GB	Kensington	0 NA		NA		0	0		In EBAS
		1 NA		NA	NA	NA	NA		
		2 NA		NA	NA	12	0	1.0	

**Data compliance 2014 = 0.20, Number of active sites in 2014 = 12**

Country	Station	Level	Number of months with data submitted for each level					Reported # years	Data Quality manually inspected in EBAS
			2010	2011	2012	2013	2014		
GR	Finokalia	0	NA	NA	7	0	0	0.6	In EBAS
		1	NA	NA	NA	NA	NA		
		2	NA	NA	7	0	0	0.6	
IE	Mace Head	0	NA	NA	NA	11	0	0.9	In EBAS
		1	NA	NA	NA	NA	NA		
		2	NA	NA	NA	11	0	0.9	
NL	Cabauw	0	NA	NA	5	0	0	0	In EBAS
		1	NA	NA	NA	NA	NA		
		2	NA	NA	5	0	0	0	
NO	Birkenes	0	NA	NA	4	12	12	2.3	In EBAS
		1	NA	NA	NA	NA	NA		
		2	NA	NA	4	12	12	2.3	



## Submitted, Level 2

Jungfrauoch, Rigi, Kosetice, Cape Verde, Hohenpeissenberg, Hyytiälä, Pallas, Peyrusse Vieille, La Tardiere, SIRTA, Mt.Cimone, Zeppelin

*Level 0-1 NA*

**Not submitted, but promised**

**No info, submitted to EMEP**

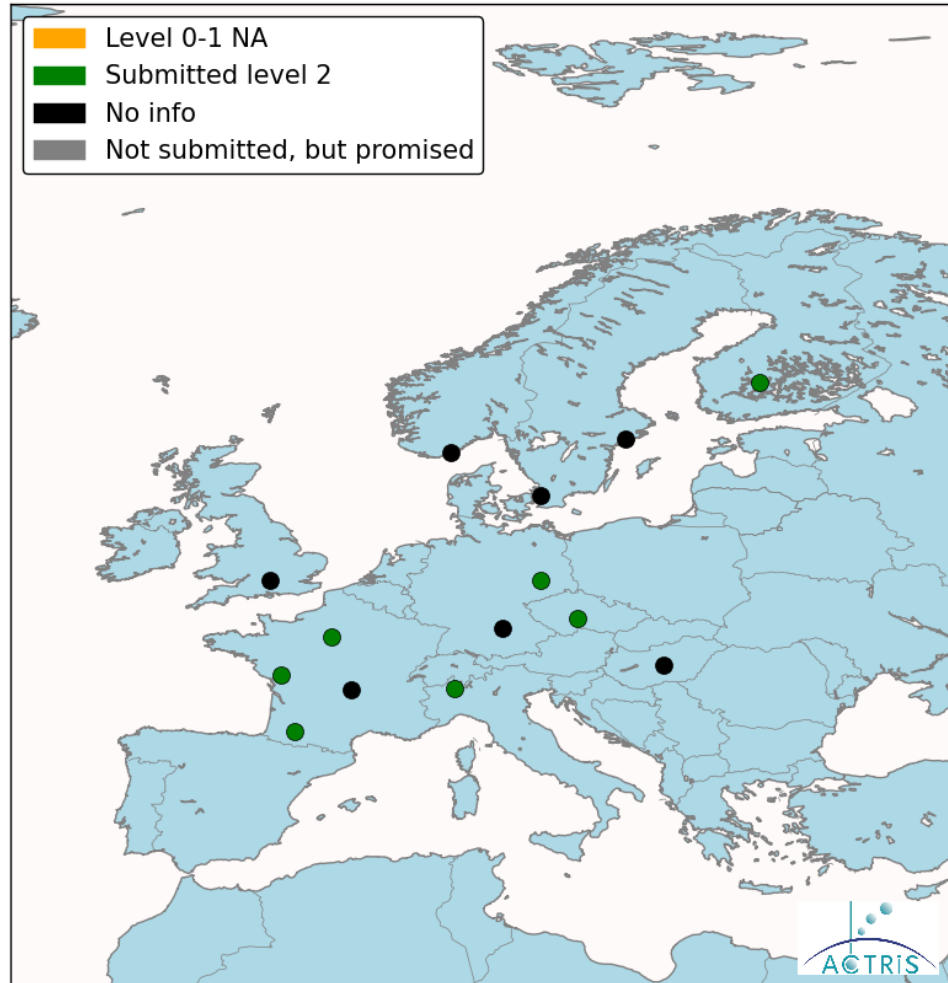
Harwell, Auchencort Moss

# NMHC/VOC 2014

**Data compliance 2014 = 1.0, Number of active sites in 2014 = 14**

Country	Station	Level	Number of months with data submitted for each level					2014 Reported # years
			2010	2011	2012	2013	2014	
CH	Jungfrauoch	2 EMEP	12	12	12	12	12	4,0
CH	Rigi	2 EMEP	12	12	12	12	12	4,0
CZ	Kosetice	2 EMEP	12	12	12	12	12	4,0
CV	Cape Verde	2 NA	NA	12	12	12	12	3,0
DE	Hohenpeissenberg	2 EMEP	12	12	12	12	12	4,0
FI	Hyytiala	2 EMEP	12	12	12	12	12	4,0
FI	Pallas	2 EMEP	12	12	12	12	12	4,0
FR	La Tardiere	2 EMEP	12	12	12	12	12	4,0
FR	Peyrusse Vieille	2 EMEP	12	12	12	12	12	4,0
FR	SIRTA	2 NA	NA	NA	12	12	12	2,0
GB	Harwell	2 EMEP	EMEP	EMEP	EMEP	EMEP	EMEP	
GB	Auchencort Moss	2 EMEP	EMEP	EMEP	EMEP	EMEP	EMEP	
IT	Mt.Cimone	2 EMEP	12	12	12	12	12	4,0
NO	Zeppelin	2 EMEP	12	12	12	12	12	4,0

# NOxy 2014



## Submitted, Level 2

Cape Verde, Kosetice, Melpitz, Hyytiälä, La Tardiere, Peyrusse Vieille, SIRTÀ, Ispra

## Level 0-1 NA

## Not submitted, but promised

## No info

Hohenpeissenberg, Puy de Dome

Harwell, K-pusztà, Birkenes, Vavihill, Aspvreten reported to EMEP

# NOxy 2014

**Data compliance 2014 = 0.8, Number of active sites in 2014 = 14**

Station	Level	# comp.	Number of months with data submitted for each level					2014	Reported # years	Data Quality manually inspected in EBAS
			2010	2011	2012	2013	2014			
Cape Verde	2	NA	NA	NA	NA	NA	12	1,0	Not in EBAS	
Kosetice	2	EMEP	12	12	12	12	12	4,0	Not in EBAS	
Hohenpeissenberg	2	EMEP	12	12	12	12	0	3,0	Not submitted	
Melpitz	2	EMEP	12	12	12	12	12	4,0	Not in EBAS	
Hyytiala	2	EMEP	EMEP	12	12	12	12	3,0	Not in EBAS	
La Tardiere	2	EMEP	12	12	12	12	12	4,0	Not in EBAS	
Peyrusse Vieille	2	EMEP	12	12	12	12	12	4,0	Not in EBAS	
SIRTA	2	NA	NA	NA	12	12	12	2,0	Not in EBAS	
Puy de Dome	2	NA	12	12	12	12	0	3,0	Not submitted	
Harwell	2	EMEP	EMEP	EMEP	EMEP	EMEP	EMEP		Not in EBAS	
K-Pustza	2	EMEP	EMEP	EMEP	EMEP	EMEP	EMEP		Not in EBAS	
Ispra	2	EMEP	12	12	12	12	12	4,0	Not in EBAS	
Birkenes	2	EMEP	EMEP	EMEP	EMEP	EMEP	EMEP		In EBAS	
Vavihill	2	EMEP	EMEP	EMEP	EMEP	EMEP	EMEP		Not in EBAS	
Aspvreten	2	EMEP	EMEP	EMEP	EMEP	EMEP	EMEP		In EBAS	



